

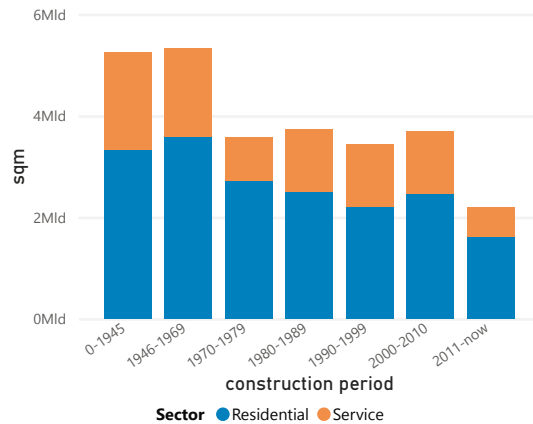
**Country**  
 EU27

## EU27

### 1. Building Stock

	Buildings 2020	Floor area (sqm) 2020
total	111,58Mln	27.229Mln
residential	101,47Mln	18.408Mln
services	10,11Mln	8.821Mln

\*Occupied stock (primary and secondary residencies)  
 Source: MODERATE project



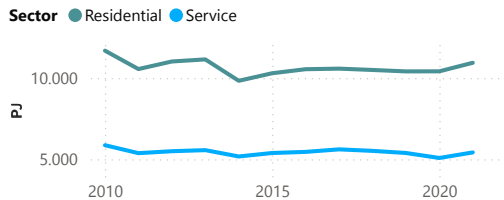
Useful floor area by sector and construction period in the year 2020 (for residential occupied building stock only)  
 Source: MODERATE project

### 3. Social Aspects

In 2022, 6.9 % of the total population was having arrears on their utility bills while 9.3 % was not able to keep their home adequately warm over the cold periods of the year. In 2020, about 14.8 % of total population was living in a dwelling with leaking roof, damp walls or rotten windows, frames or floor.

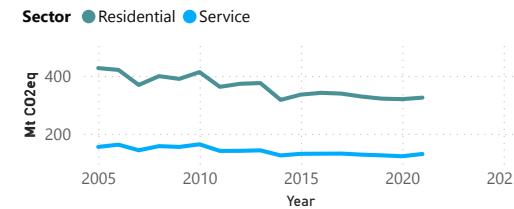
### 2. Energy Consumption and GHG Emission

In 2021, final energy consumption was at 10941.66 PJ in residential sector and 5420.89 PJ in services sector.



Final energy consumption in residential and services sectors  
 Source: Eurostat

In 2021, direct emissions due to fossil fuel use were at 324.74 Mt CO2eq in residential sector and 129.90 Mt CO2eq in services sector.



Direct GHG emissions in residential and services sectors  
 Source: EEA

### 4. Energy use in households

In 2021, households consumed 64,4% for space heating, 14,5% for domestic hot water, 0,5% for space cooling, 13,6% for lighting and electric appliances and 5,9% for cooking.

